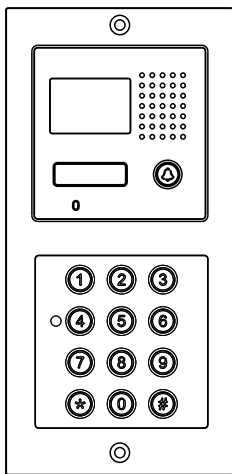


Video door phone system

For LCC System

SAC601C-CD2



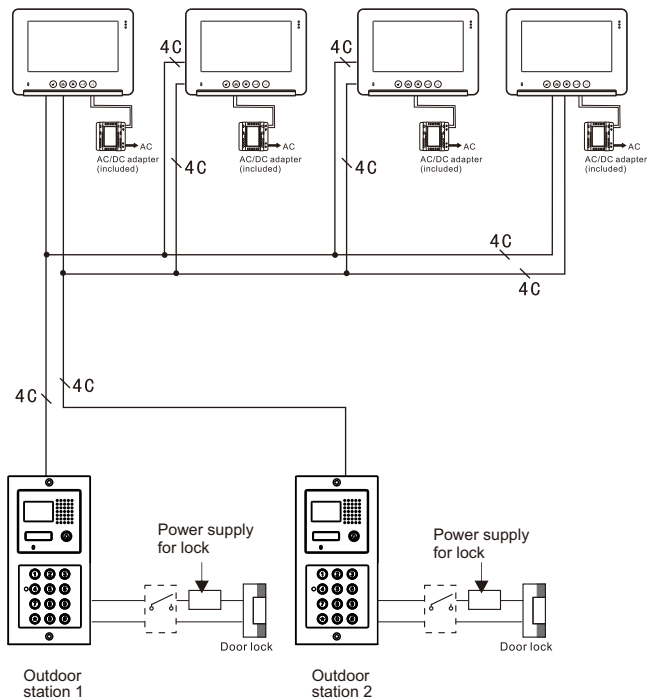
CE FC RoHS



Lcc System Configuration Diagram

► LCC SYSTEM WITH TWO ENTRANCES

Indoor monitor external power supply



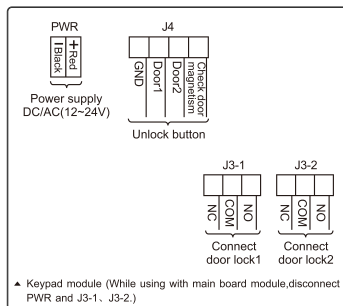
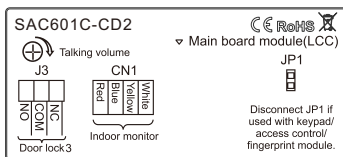
Specification

Power	DC 14.5V
Communication duration	120s
Communication method	Duplex communication
Working temperature	-20℃—+55℃
IP rating	55

CAUTION:

1. When the outdoor station can only call one apartment, and the apartment connects with more than one indoor monitor, please connect the J2 of the indoor monitor, which is furthest from the outdoor station. And pull out the J2 on the other indoor monitors.
2. When the outdoor station can only call one apartment, and the apartment connects with more than one indoor monitor, please connect the J1 and J3 of the indoor monitor, which is the closest from the outdoor station. And pull out the J1 and J3 on the other indoor monitors.
3. When the outdoor station can call more than two apartments (including two), please disconnect J3 of all the indoor monitors.

System Diagram



INSTRUCTION:

1. Cables of LCC system:

Untwisted cable.

Wire 0.2mm², from outdoor station to the farthest monitor distance 28m.

Wire 0.3mm², from outdoor station to the farthest monitor distance 50m.

Wire 0.5mm², from outdoor station to the farthest monitor distance 70m.

2. Maximum 4 indoor monitors and 2 outdoor stations for parallel connection.

3. Handset indoor monitor with two function buttons and hands-free indoor monitor with three function buttons do not contain transferring or intercom functions.

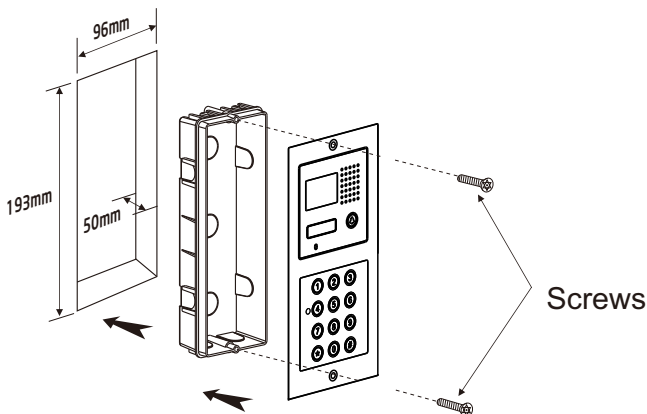
4. Every indoor monitor needs power: 14.5V, 1.3A (except build-in power supply).

5. The distance between power supply to indoor monitor:

Wire 0.5mm², the distance(black and white indoor monitor) 8m.

Wire 0.5mm², the distance(colour indoor monitor) 10m.

Outdoor Station Installation



OPERATION

► Visitor calls

The visitor presses the call button on outdoor, the visitor image shown on the monitor.

► Password masking function (some models do not have this function)

Some outdoor station can be connected with timer device (users purchase). When the timer device is activated and the line is connected, the passwords in the position 10-20 and 36-40 will be blocked. It means the passwords stop working.